

21st century skills

Kateryna Protsenko
Lugano, November 2023

Household rules

- you will receive all slides and materials

Household rules

- you will receive all slides and materials
- ...but it's always useful to take notes

Household rules

- you will receive all slides and materials
- ...but it's always useful to take notes
- ask your questions straight away, don't wait

Household rules

- you will receive all slides and materials
- ...but it's always useful to take notes
- ask your questions straight away, don't wait
- if you need to take a phone call or leave, do that

Household rules

- you will receive all slides and materials
- ...but it's always useful to take notes
- ask your questions straight away, don't wait
- if you need to take a phone call or leave, do that
- you're very welcome to get in touch with me after the session

protsenko.kateryna@gmail.com

Household rules

- you will receive all slides and materials
- ...but it's always useful to take notes
- ask your questions straight away, don't wait
- if you need to take a phone call or leave, do that
- you're very welcome to get in touch with me after the session
protsenko.kateryna@gmail.com
- there will be a lot of practical work - please do participate

Household rules

- you will receive all slides and materials
- ...but it's always useful to take notes
- ask your questions straight away, don't wait
- if you need to take a phone call or leave, do that
- you're very welcome to get in touch with me after the session
protsenko.kateryna@gmail.com
- there will be a lot of practical work - please do participate
- keep the card with your name so that I can see it

Household rules

- you will receive all slides and materials
- ...but it's always useful to take notes
- ask your questions straight away, don't wait
- if you need to take a phone call or leave, do that
- you're very welcome to get in touch with me after the session
protsenko.kateryna@gmail.com
- there will be a lot of practical work - please do participate
- keep the card with your name so that I can see it
- we're going to skip the break and finish a bit earlier :)

There will now be a slide with some info about
me.

Why do you need it?

Who is Kate and why is she here?

Teaching **teenagers** since 2010

Cambridge CELTA trainer since 2013

Cambridge Delta trainer since 2016

Cambridge CELT-P / **CELT-S trainer** since 2017

Organized 2 conferences for teachers in Ukraine and 1 in Edinburgh

Worked in 13 countries

Trained more than 1500 teachers worldwide

Working for a language learning app Promova



Managing an online language school which works worldwide 24/7


Training teachers at NILE



Cambridge Assessment
English

I'm going to show you a recent photo which
means a lot to me.

What can you see in the photo?



I'm going to show you a recent photo which means a lot to me.

What can you see in the photo?

What do you think it means to me?

Ask me a question about it - if you have one.

Over to you

Find a recent photo which means something to you, and you're happy to show it to us.

Look at your partner's photo.

Describe what you can see to your partner.

State what you think it means.

Ask them a question to check if what you think is correct.



Over to you

Find a recent photo which means something to you, and you're happy to show it to us.

Look at your partner's photo.

Describe what you can see to your partner.

State what you think it means.

Ask them a question to check your understanding.

Which 21st
century
skills are we
developing?



21st century skills

- Critical thinking
- Communication skills
- Creativity
- Collaboration
- Problem solving
- Perseverance
- Information literacy
- Technology skills and digital literacy
- Media literacy
- Global awareness
- Self-direction
- Social skills
- Literacy skills
- Civic literacy
- Social responsibility
- Innovation skills
- Thinking skills

21st century skills

- Critical thinking
- **Communication skills**
- Creativity
- Collaboration
- Problem solving
- Perseverance
- Information literacy
- Technology skills and digital literacy
- Media literacy
- Global awareness
- Self-direction
- **Social skills**
- Literacy skills
- Civic literacy
- Social responsibility
- Innovation skills
- Thinking skills



Which skills...?

- **Empathy:** Understanding and responding to the feelings of others.
- **Conflict Resolution:** Managing and resolving disputes effectively.
- **Cooperation:** Working well with others to achieve a common goal.
- **Adaptability:** Adjusting behavior in response to different social situations.
- **Understanding Cues:** Interpreting body language, tone of voice, and social norms.
- **Group Dynamics:** Navigating and contributing to group interactions.
- **Verbal exchange:** Speaking clearly and effectively.
- **Listening Skills:** Actively listening and understanding others.
- **Non-Verbal exchange:** Using body language, facial expressions, and gestures.
- **Written exchange:** Effectively writing messages, reports, emails, etc.
- **Presentation Skills:** Effectively presenting information to an audience.
- **Clarity and Conciseness:** Being clear and to the point in conveying one's message..



Let's turn to a handout...



Quite often we develop
those skills by accident
rather than intentionally.



Let's look at 21st century skills in action...

Project work

I have a class of 15 teenagers. We're working on a project in which they have to create a map of their school's neighbourhood.

I divide them into 3 groups of 5, each of the groups is working on their project

Project work

I have a class of 15 teenagers. We're working on a project in which they have to create a map of their school's neighbourhood.

I divide them into 3 groups of 5, each of the groups is working on their project

- Before they start, you ask them what they need in order to create a map of their neighbourhood

Project work

I have a class of 15 teenagers. We're working on a project in which they have to create a map of their school's neighbourhood.

I divide them into 3 groups of 5, each of the groups is working on their project

- Before they start, you ask them what they need in order to create a map of their neighbourhood
- You ask them what they would do first, second, third etc.

Project work

I have a class of 15 teenagers. We're working on a project in which they have to create a map of their school's neighbourhood.

I divide them into 3 groups of 5, each of the groups is working on their project

- Before they start, you ask them what they need in order to create a map of their neighbourhood
- You ask them what they would do first, second, third etc.
- Each kid gets a role (one kid is responsible for finding the pictures, the other kid is responsible for sketching up the map on paper, the third kid will draw up the signs for buildings)

‘21st century skills often integrated into our standard activities. They’re easier to develop if we take a more mindful approach towards learning and teaching, i.e.:


- plan how to approach a task
 - do a demo for the students
- monitor while they’re working, and do some micro-teaching
- use checklists to reinforce tasks and feedback
 - get students to justify their answers
 - get students to reflect on their performance

Which skills are we developing?

1 VOCABULARY daily routine

a Circle the action which people do first.

- 1 get up / wake up
- 2 get dressed / have a shower
- 3 have lunch / have breakfast
- 4 go to work / start work
- 5 go home / get home
- 6 make dinner / go shopping



**Which skills are we developing?
Which skills can we develop
with this activity?**

1 VOCABULARY daily routine

a Circle the action which people do first.

- 1 get up / wake up
- 2 get dressed / have a shower
- 3 have lunch / have breakfast
- 4 go to work / start work
- 5 go home / get home
- 6 make dinner / go shopping



Which skills are we developing? Which skills can we develop with this activity?


Circle the action which people do first

1. Start work / have a coffee
2. Get dressed / have breakfast
3. Have breakfast / take the dog for a walk
4. Have dinner / take the dog for a walk
5. Do homework / go shopping
6. Do homework / have dinner

1 VOCABULARY daily routine

a Circle the action which people do first.

- 1 get up / wake up
- 2 get dressed / have a shower
- 3 have lunch / have breakfast
- 4 go to work / start work
- 5 go home / get home
- 6 make dinner / go shopping



Which skills are we developing? Which skills can we develop with this activity?

- Critical thinking
- Communication skills
- Social skills
- Collaboration
- Thinking skills

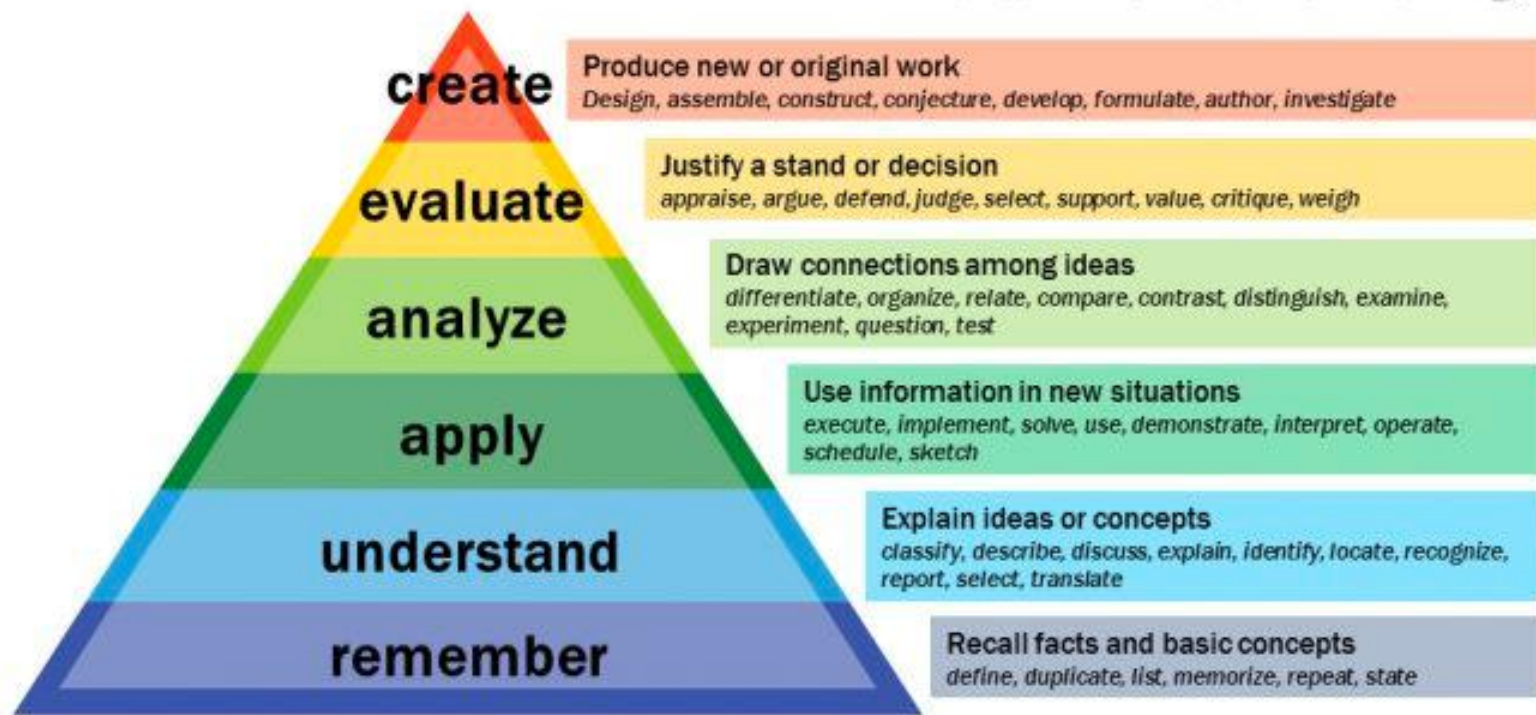
1 VOCABULARY daily routine

a Circle the action which people do first.

- 1 get up / wake up
- 2 get dressed / have a shower
- 3 have lunch / have breakfast
- 4 go to work / start work
- 5 go home / get home
- 6 make dinner / go shopping



Bloom's Taxonomy

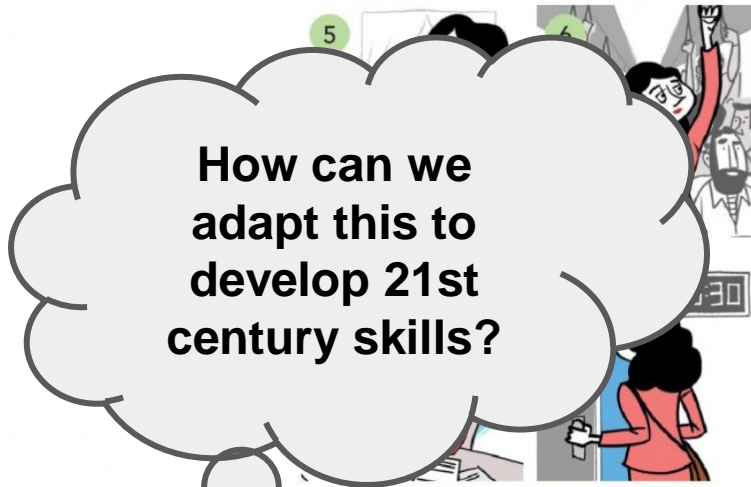


Vanderbilt University Center for Teaching


a Match the verb phrases and pictures.


Busy Belinda

- have a shower
- have a coffee
- do the housework
- start work at 8.30
- finish work at 6.30
- get dressed
- 1 wake up at 7.00
- have lunch at work
- go shopping
- go to bed
- have pizza for dinner
- get home late
- go to work by bus
- put on make-up
- check emails
- get to work



A few more ideas





What can you see in the picture?

What do you need
to make a sandwich like this?



What can you see in the picture?

What do you need to make a sandwich like this?

List the ingredients in the reverse order as you add them.



What can you see in the picture?

What do you need
to make a sandwich like this?

List the ingredients
in the reverse order
as you add them.



This image is generated
with the help of **unstability.ai**.

What was my prompt?



And some more...

Remember this?



Which is the odd one out?

10



11



12



Which is the odd one out? (2 approaches)

A mobile phone

- Needs charging
- Multiple uses (send message, take photos, make calls)

A mobile phone

- Is not about protection (umbrella from rain, key from thieves)
- No mechanical interaction needed

10



11




12



More activities with the same items

What do you have in your school bag? Why?



“Survival scenarios”
and
pyramid discussions

Steps

1. Imagine you are going on a 1-day boat trip around the lake Lugano. You can only take 7 things with you, and they need to fit into a small rucksack.
List the 7 things you would take and think about why you would take them.
Make notes.


Steps

1. Imagine you are going on a 1-day boat trip around the lake Lugano. You can only take 7 things with you, and they need to fit into a small rucksack.
List the 5 things you would take and think about why you would take them.
Make notes.
2. Compare your items with your partner. How many ideas are similar?
Would you like to take some of your partner's ideas?

Steps

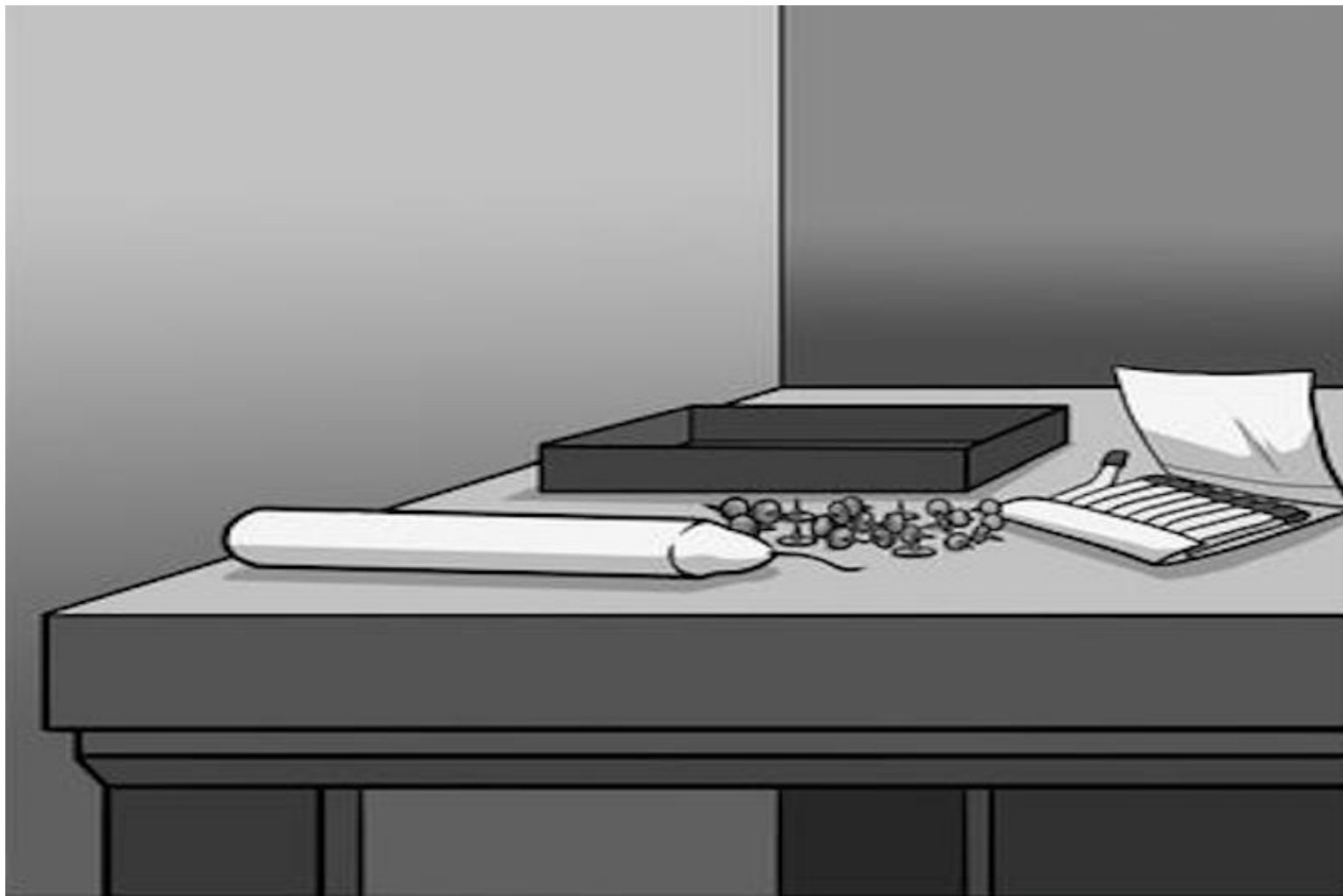
1. Now your teacher has told you that you can only take 1 bag per 2 people, and you can still take 7 things which could fit into this bag.
Talk to your partner and agree on the things you would take.

A few more project-like ideas



Spaghetti and marshmallow tower





The candle problem



Everybody in this room

More ideas like this

1. Spaghetti and Marshmallow Challenge ([link](#))
2. Paper Tower Building Challenge ([link](#))
3. The Candle Problem ([link](#))
4. The Egg Drop Challenge ([link](#))
5. Survival scenarios

advancing
> learning
academic
programme

> Friday 1st December

• LIVE EVENT

Educating Adults Day

- > 10:00 (UK time)
- > 15:00 (UK time)
- > 22:30 (UK time)



Dorothy Zemach



Bahar Gün



Kateryna Protsenko

advancing
> learning
academic
programme

LIVE EVENT


> Friday

Edu
Day

> 10:00 (

> 15:00 (

> 22:30 (



Protsenko

Thank you!

- get in touch with me at protsenko.kateryna@gmail.com
- follow my page



